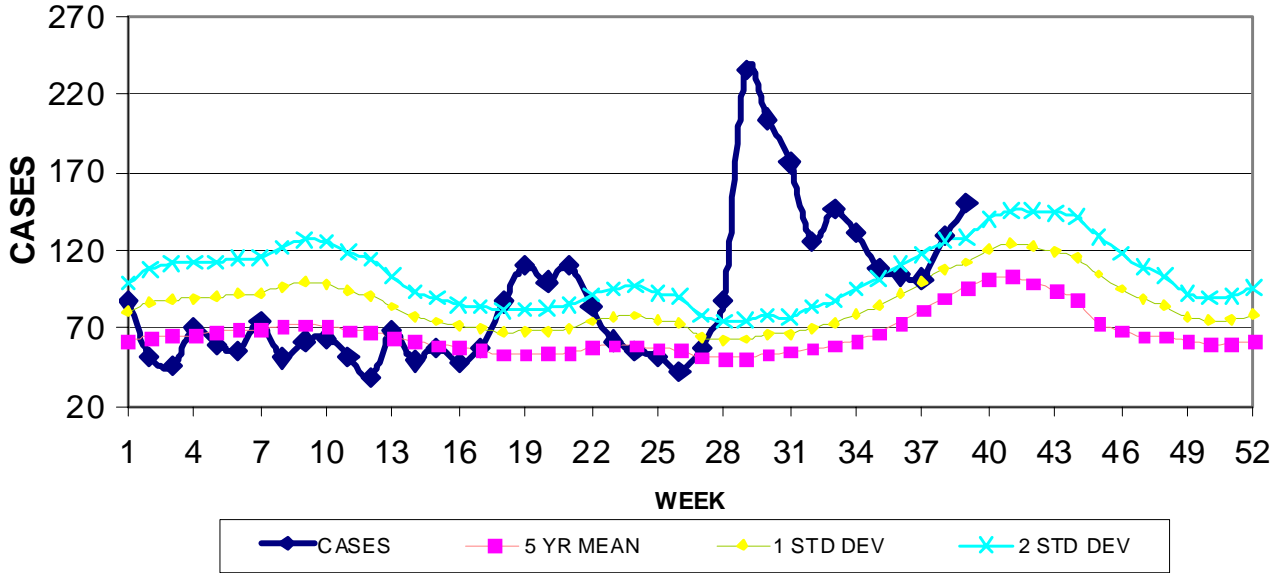


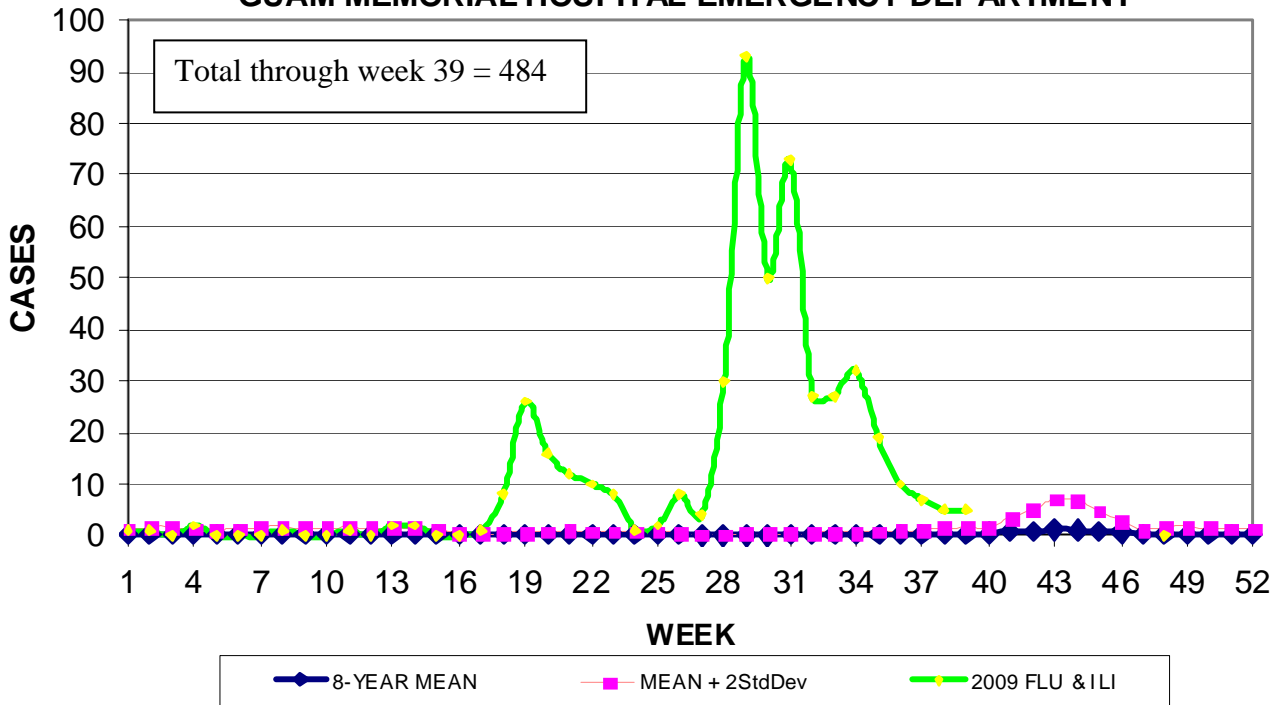
GUAM MEMORIAL HOSPITAL AUTHORITY
 INFECTION CONTROL DEPARTMENT
GUAM EPIDEMIOLOGY NEWSLETTER
 REPORT FOR WEEK ENDING: 10/3/2009 (Reporting week 2009-39)

GUAM REPORTS

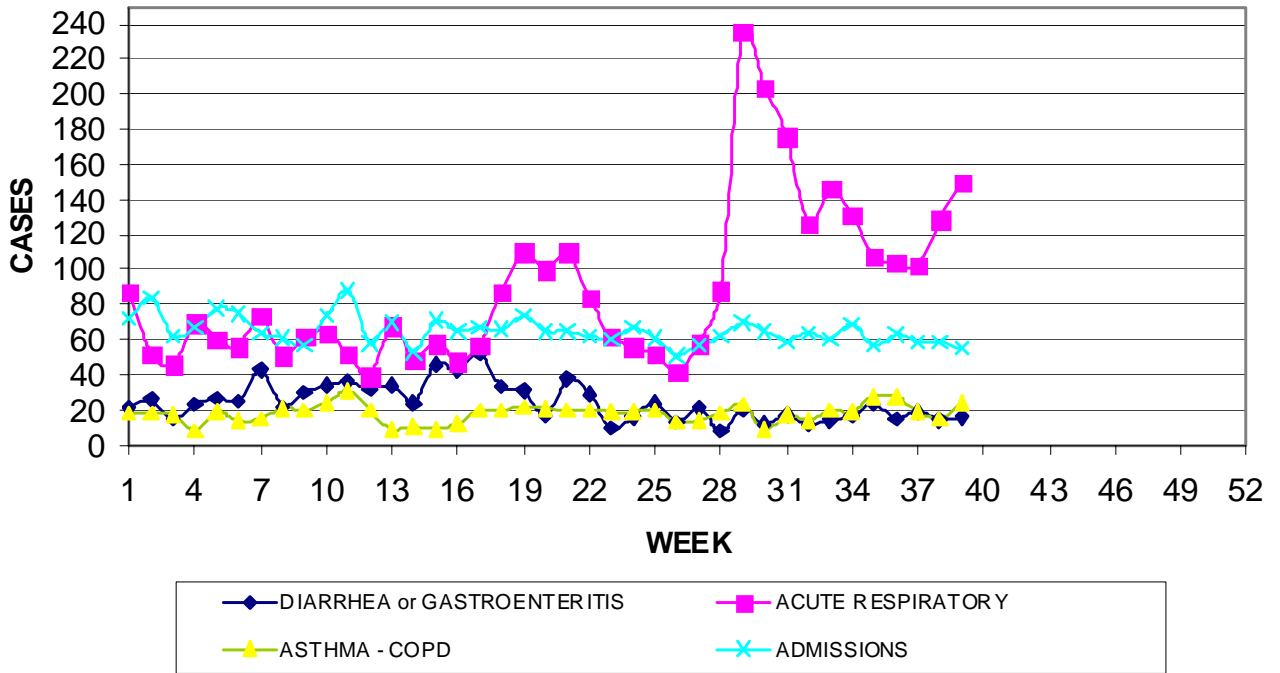
**GUAM ACUTE RESPIRATORY INFECTION SURVEILLANCE, 2009;
 NUMBER OF PATIENTS SEEN IN THE GMHA-ED BY WEEK SEEN**



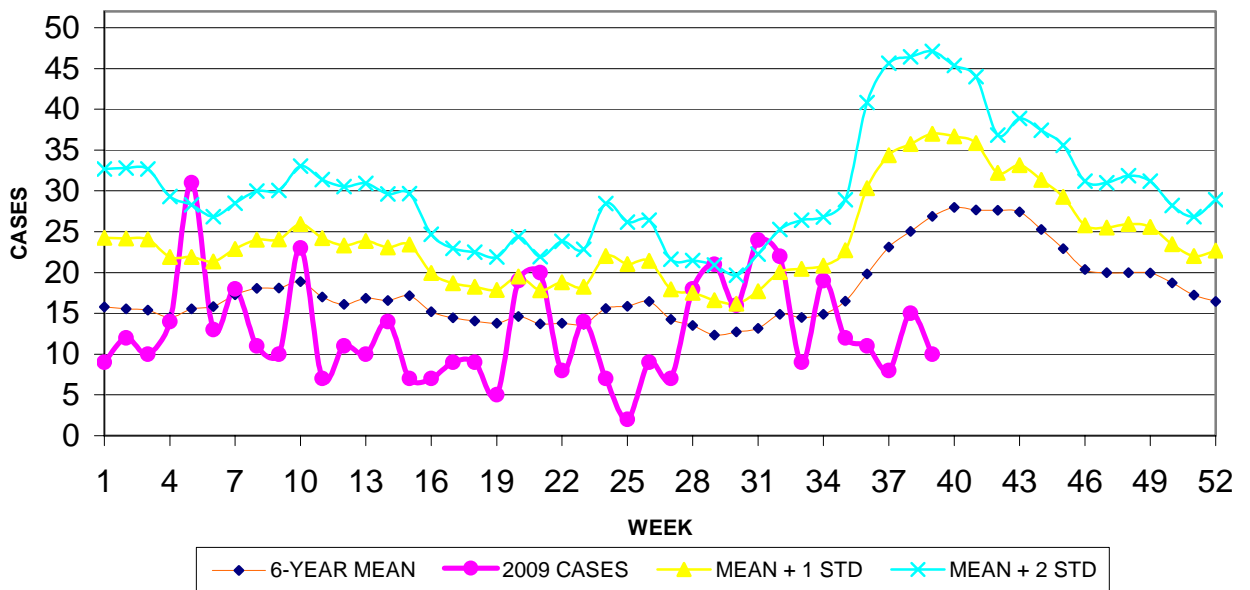
**2009 INFLUENZA AND FLU-LIKE ILLNESSES BY WEEK SEEN,
 GUAM MEMORIAL HOSPITAL EMERGENCY DEPARTMENT**



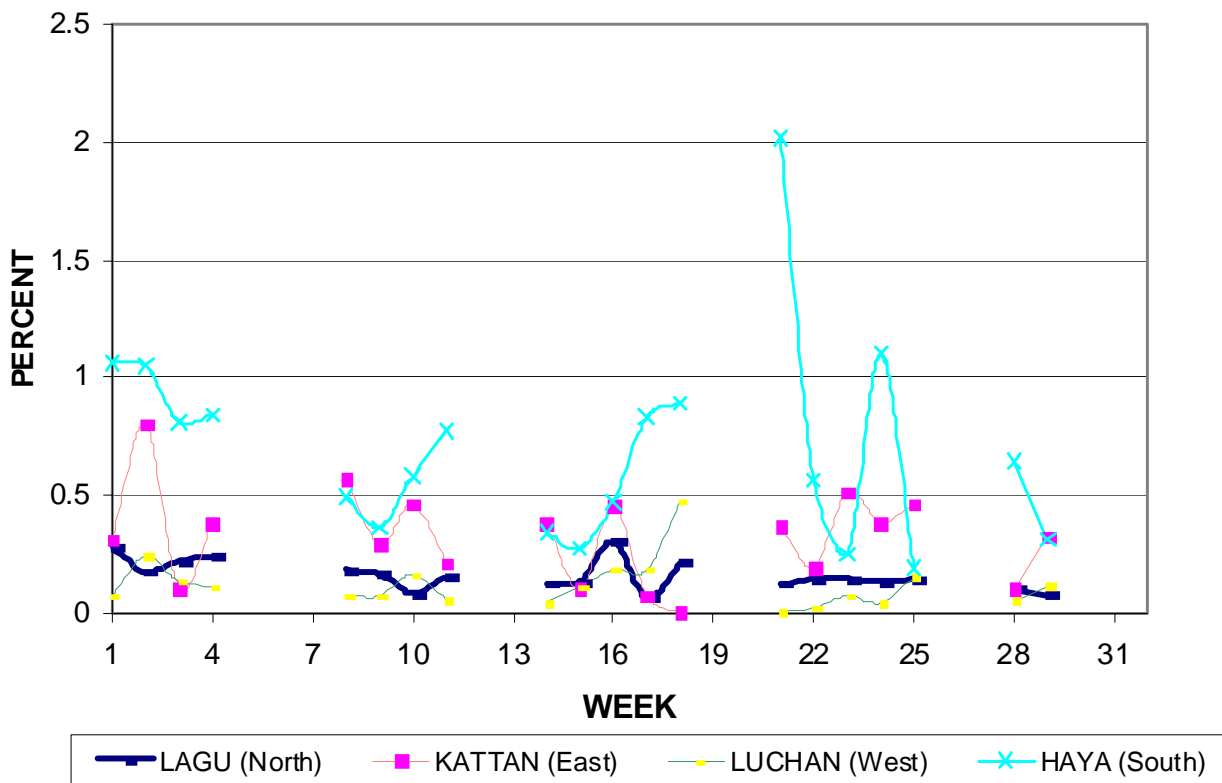
GUAM SYNDROMIC DISEASE SURVEILLANCE
**GMHA-ED PATIENT DIAGNOSES BY WEEK FOR
 CALENDAR YEAR 2009**



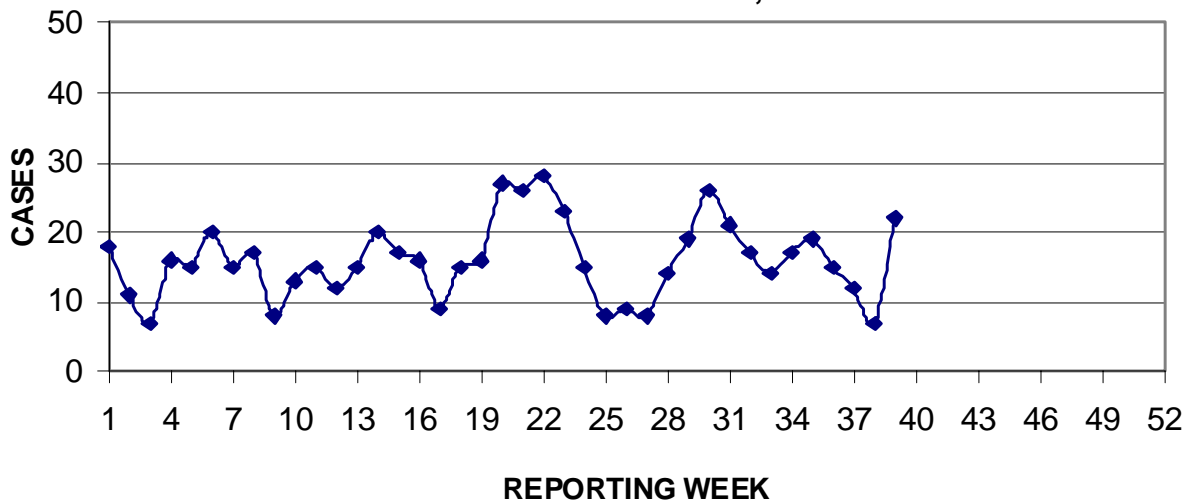
MEDICAL RECORDS AND INFECTION CONTROL DEPARTMENTS
 GUAM MEMORIAL HOSPITAL AUTHORITY
**HOSPITAL INPATIENT DISCHARGES WITH A DIAGNOSIS OF
 PNEUMONIA BY WEEK DISCHARGED, 2009**



GUAM DEPARTMENT OF EDUCATION
**STUDENT ABSENTEEISM DUE TO FLU SYMPTOMS;
 PERCENT BY SCHOOL DISTRICT, SEPTEMBER 2009**



PREVENTIVE MEDICINE DEPARTMENT
 U.S. NAVAL HOSPITAL GUAM
**PNEUMONIA CASES SEEN IN GUAM MILITARY TREATMENT FACILITIES
 BY WEEK REPORTED, 2009**



**GUAM SENTINEL PHYSICIAN INFLUENZA SURVEILLANCE
 REPORTS OF INFLUENZA OR INFLUENZA-LIKE ILLNESSES
 RECEIVED FOR THE WEEK ENDING 10/3/2009**

Regional - 2

(ACTIVITY LEVELS: None, Isolated, Sporadic, Local, Regional, Widespread)

GUAM MEMORIAL HOSPITAL
 INFECTION CONTROL DEPARTMENT
**GMHA-ED CLINICAL DIAGNOSES OF INFLUENZA AND FLU-SYNDROME
 BY WEEK AND PATIENT'S VILLAGE OF RESIDENCE**
 (Villages listed geographically from northern-most to southern-most)

VILLAGE	WEEK											TOTAL	RATE (Weeks 26-39) ¹
	29	30	31	32	33	34	35	36	37	38	39		
Yigo	13	6	7	5	0	1	1	3	0	0	1	43	191.72
Dededo	21	12	10	8	12	7	4	3	1	2	1	95	191.92
Tamuning	6	5	15	2	2	6	0	1	1	2	1	46	221.75
Barrigada	1	3	1	0	3	3	1	0	0	1	0	13	130.47
Mangilao	13	1	8	1	2	3	1	0	2	0	0	34	221.76
M-T-M	6	6	2	3	3	1	1	1	2	0	1	29	430.78
Hagatna	0	1	0	0	0	0	0	0	0	0	1	2	157.85
Agaña Hts	0	0	1	0	0	0	1	0	0	0	0	3	66.11
Sinajana	1	1	0	0	0	0	0	0	0	0	0	2	60.86
Chalan Pago- Ordot	8	0	2	2	2	3	1	2	0	0	0	23	337.19
Asan-Maina	2	3	1	0	1	0	0	0	1	0	0	8	332.36
Piti	0	2	0	1	0	1	0	0	0	0	0	4	208.44
Santa Rita	3	0	1	0	0	0	1	0	0	0	0	6	69.46
Agat	1	3	7	0	0	5	0	0	0	0	0	16	245.62
Yona	10	3	4	1	1	2	3	0	0	0	0	28	374.98
Talofofu	1	0	2	1	1	0	1	0	0	0	0	7	189.04
Inarajan	6	2	1	2	0	0	4	0	0	0	0	16	455.19
Merizo	1	0	0	1	0	0	0	0	0	0	0	2	80.29
Umatac	0	1	0	0	0	0	0	0	0	0	0	1	97.85
TOTAL	93	49	62	27	27	32	19	10	7	5	5	378	212.02

¹ Cases per 100,000 population for the specified period

GUAM ANIMAL DISEASE (ZONOSSES) REPORTS

REPORTS RECEIVED FOR THE WEEK ENDING 10/3/2009

Anaplasmosis - 1 canine

GUAM MEMORIAL HOSPITAL
INFECTION CONTROL DEPARTMENT

COMMUNICABLE DISEASE REPORT
REPORTS RECEIVED FOR THE WEEK ENDING 10/3/2009

Gonorrhea	1
Hepatitis C	1
MDR <i>Enterobacter baumannii</i>	1
MDR Klebsiella	1
MRSA	3
Respiratory syncytial virus	4
Streptococcal sore throat	1
Streptococcal disease, other	1
Tuberculosis, Pulmonary	1

GUAM MEMORIAL HOSPITAL
INFECTION CONTROL DEPARTMENT

HOSPITALIZATIONS FOR INFLUENZA BY AGE AND MRW, 2009

AGE	WEEK											
	28	29	30	31	32	33	34	35	36	37	38	39
0-4		6	1	2	1	3				2	1	
5-18		2		3		2	1	1				
19-24					2						1	
25-49		1	1	2	1					1		
50-64	1					1					1	
65+												
TOTAL	1	9	2	7	4	6	1	1	0	3	3	0

Foreign Quarantine & Enteric Diseases Section
Bureau of Communicable Disease Control
Guam Department of Public Health & Social Services

H1N1 INFLUENZA SURVEILLANCE, WEEK 39, 2009 (10/3/09)
(3 new military cases)

Gender	No.	Rapid Test	No.
Male	3	Positive	3
Female	0	Negative	0
Total	3	Not Done	0
		Unknown	0
		Total	3

Age Group	Total	Hospitalized	Deaths
< 1	2	0	0
1-4	0	0	0
5-14	0	0	0
15-24	1	0	0
25-49	0	0	0
50-64	0	0	0
65+	0	0	0
Unknown	0	0	0
Total	3	0	0

H1N1 INFLUENZA SURVEILLANCE, WEEKS 1-39, 2009
(Cumulative: 201 civilian & 109 military cases)

Gender	Total	Rapid Test	No.
Male	173	Positive	168
Female	137	Negative	69
Total	310	Not Done	28
		Unknown	45
		Total	310

Age Group	Total	Hospitalized	Deaths
< 1	22	11	0
1-4	51	8	0
5-14	74	6	1
15-24	57	3	0
25-49	89	11	1
50-64	13	5	0
65+	4	1	0
Unknown	0	0	0
Total	310	45	2