



Economic Planning Development & Statistics
Premiers Department
Government of Niue

PH: +683 4219
Email: statsniue@mail.gov.nu
Website: <http://www.spc.int/prism/country/nu/stats>

Statistical Release

Niue Vital Statistics 2009



Introduction

Fakaalofa lahi atu.

Statistics Niue is very happy to put out this statistical release, the Niue Vital Statistics for 2009 which highlights the Live births, Deaths and Marriages of Niue.

This release covers the 12 months period from January – December 2009.

There are four main parts with four supporting parts* to this release:

1. Figures in a glance;
2. Births:
 - i. Total births
 - ii. Births by Location
 - iii. Mothers
 - iv. Place of Births
3. Deaths:
 - i. Total deaths
 - ii. Death by Age Groups
 - iii. Feotal and Child deaths
 - iv. Cause of Death
 - v. Deaths by Location
4. Marriages:
 - i. Total Marriages
 - ii. Marriages by Age groups
- *5. Definitions
- *6. General Information and Acknowledgements
- *7. Disclaimer
- *8. Metadata (to be included in future releases)

Kia monuina e totouaga. Fakaauae lahi.

KimRay Vaha

Government Statistician

1. FIGURES IN A GLANCE...

- Reference period = 2009
- Estimated Population = 1,549
- TOTAL BIRTHS = 31
 - Males = 13
 - Females = 18
 - Sex ratio at birth = 10 : 14
 - Crude Birth Rate = 20.1
- TOTAL DEATHS = 12
 - Males = 6
 - Females = 6
 - Crude Death Rate = 7.8

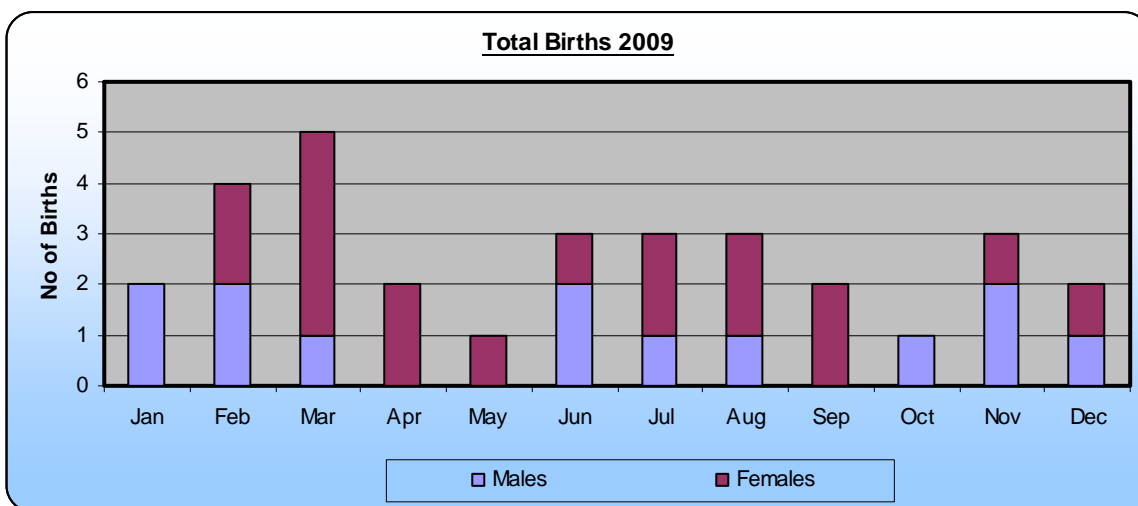
2. BIRTHS

2.1 Total Births

A total of 31 babies or live births (13 males and 18 females) were born in 2009. Babies were born in all 12 months of the year with 17 in the first half year to June and 14 in the second half year to December. In months, most or 5 were delivered in March; 4 in February; 3 each in June, July, August, and November; 2 each in January, April, September and December; and 1 each in May and October.

Table 1: Total Births by Sex 2009

Months	Jan	Feb	Mar	Apr	May	Jun	Jul	Aug	Sep	Oct	Nov	Dec	Total
Males	2	2	1	0	0	2	1	1	0	1	2	1	13
Females	0	2	4	2	1	1	2	2	2	0	1	1	18
Total	2	4	5	2	1	3	3	3	2	1	3	2	31



The sex ratio at birth for whole of 2009 was 18 females for every 13 male or 10 males for every 14 females. In other words there were more baby girls than boys who were born in 2009.

2.2 Births by Location

Babies were born of mothers of 10 different villages of Niue but Namukulu, Toi, Mutalau and Tamakautoga. Alofi North has 8, Alofi South with 5, Vaiea with 4, Avatele and Lakepa with 3 each, Makefu, Tuapa and Liku with 2 each and Hikutavake and Hakupu with 1 each.

Table2. Total Births by Location or Village of mother

Villages	Male	Female	Total
Makefu	1	1	2
Tuapa	0	2	2
Namukulu	0	0	0
Hikutavake	1	0	1
Toi	0	0	0
Mutalau	0	0	0
Lakepa	2	1	3
Liku	1	1	2
Hakupu	1	0	1
Vaiea	2	2	4
Avatele	0	3	3
Tamakautoga	0	0	0
Alofi South	1	4	5
Alofi North	4	4	8
TOTAL	13	18	31

2.3 Births to Mothers in Age groups

Child bearing age groups for women begin from 15 years of age to 40 years of age. Babies born to mothers outside this age range are possible but not common.

Table 1.3: Total Number of Women by Age Group – 2009

Age Group	No. of Women
14 and Under	0
15-19	1
20-24	9
25-29	12
30-34	6
35-39	1
40-44	1
45 +	1
Total	31

In 2009, of the total of 31 births 21 or 81% of them were of women/mothers aged between 20-34 years, 12 births in the 25-29 years and 9 by those aged between 20-24 years. This is followed by 6 in the age group 30-34. Other age groups have 1 each.

2.4 Births by place of birth

In Niue, mothers have a dual decision of where to born their babies, in-country or in New Zealand. Niueans as New Zealand citizens and other residents are very fortunate to have the opportunity of specialized healthcare during pregnancy provided for in New Zealand and to deliver their babies in a New Zealand hospital out of choice (for aboriginal Niueans) or on medical referrals (for others).

Table 1.4: Total Number of Births by Place of Birth - 2009

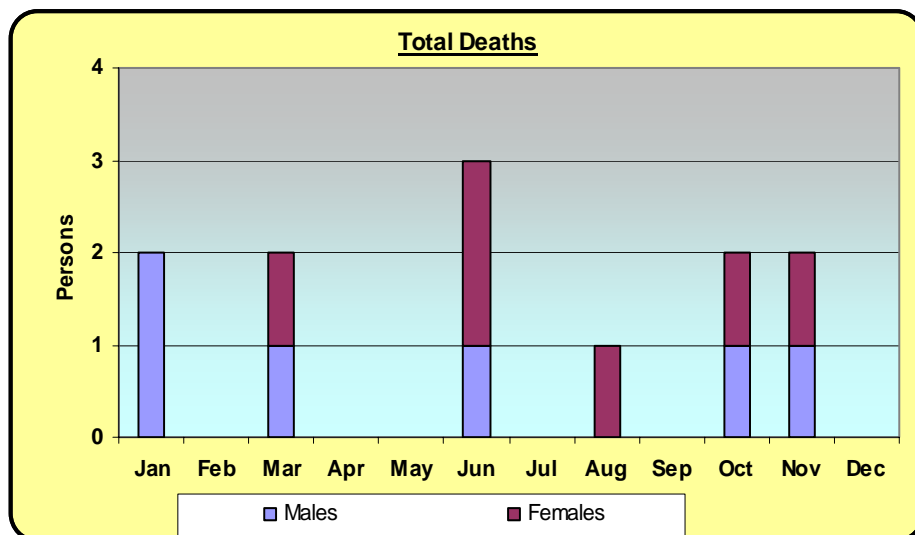
Place of Birth	Total
Niue	5
New Zealand/Overseas	26
Total	31

Of the total 31 babies born for the 2009, only 5 babies were born in Niue while the remaining 26 were born in New Zealand. This could be due to suspected medical difficulties or complications during pregnancy and delivery process.

The Crude Birth Rate (CBR) for the year 2009 is 20.1.

3. DEATHS

3.1 Total Deaths



In 2009 a total of 12 deaths were recorded for Niue, with an equal number of 6 males and 6 females.

Table 3.1 Total Number of Deaths by Month – 2009

Months	Males	Females	Total
Jan	2	0	2
Feb	0	0	0
Mar	1	1	2
Apr	0	0	0
May	0	0	0
Jun	1	2	3
Jul	0	0	0
Aug	0	1	1
Sep	0	0	0
Oct	1	1	2
Nov	1	1	2
Dec	0	0	0
Total	6	6	12

Although the total number of deaths in 2009 was equal in terms of sex, 6 males and 6 females, in months, most deaths occurred in the month of June with 3 deaths, 1 male and 2 female. Followed by months of January, March, October and November with 2 each, and August with 1. The other months have no deaths registered.

3.2 Deaths by Age group

Deaths by age group indicate that people in Niue in 2009 died at a matured age of 55 and above. See table 3.2 below.

3.3 Feotal and Child Deaths

There were no feotal deaths or child deaths registered in 2009.

Table 3.2: Total Number of Deaths by Age Group and Gender – 2009

Age Group by Sex	2009		
	Males	Females	Total
0-4	No Deaths recorded for these age groups.		
5-9			
10-14			
15-19			
20-24			
25-29			
30-34			
35-39			
40-44			
45-49			
50-54			
55-59	2	0	2
60-64	No Deaths recorded for these age groups.		
65-69			
70-74	0	1	1
75-79	1	0	1
80+	3	5	8
Total	6	6	12

3.4 Cause of Death

Table 3.3: Total Number of Deaths by Cause of Death and Gender - 2009

Cause of Death by Gender	Illnesses/Diseases					Others					Total
	Heart Disease	Cancer	Asthma	Pneumonia	Senile	Accident	Suicide	Natural	Premature	Not Stated	
Males	3	1	0	0	2	0	0	0	0	0	6
Females	5	1	0	0	0	0	0	0	0	0	6
Total	8	2	0	0	2	0	0	0	0	0	12

The above table shows that majority of the deaths for 2009 or a total of 8 were caused by Heart Diseases and the rest were of Cancer and Senile. Records also showed more females died of heart diseases than men.

3.5 Deaths by location

Deaths by location and in any age in Niue always affect the nation in more ways than one. The major effect was the declining population of Niue.

Table 3.4: Total Number of Deaths by Village and Gender - 2009

Village	Female	Male	Total
Makefu	0	0	0
Tuapa	0	0	0
Namukulu	1	0	1
Hikutavake	1	1	2
Toi	0	0	0
Mutalau	0	1	1
Lakepa	0	0	0
Liku	0	0	0
Hakupu	2	3	5
Vaiea	0	0	0
Avatele	1	1	2
Tamakautoga	1	0	1
Alofi North	0	0	0
Alofi South	0	0	0
Total	6	6	12

The table showed that the village of Hakupu recorded the most deaths in 2009, 5 in total with 2 female and 3 males. The villages of Hikutavake and Avatele followed with 2 deaths each. Namukulu, Mutalau and Tamakautoga all recorded 1 death each to complete the total 12 deaths for the year.

The Crude Death Rate (CDR) for Niue in 2009 is 7.8 per 1000.

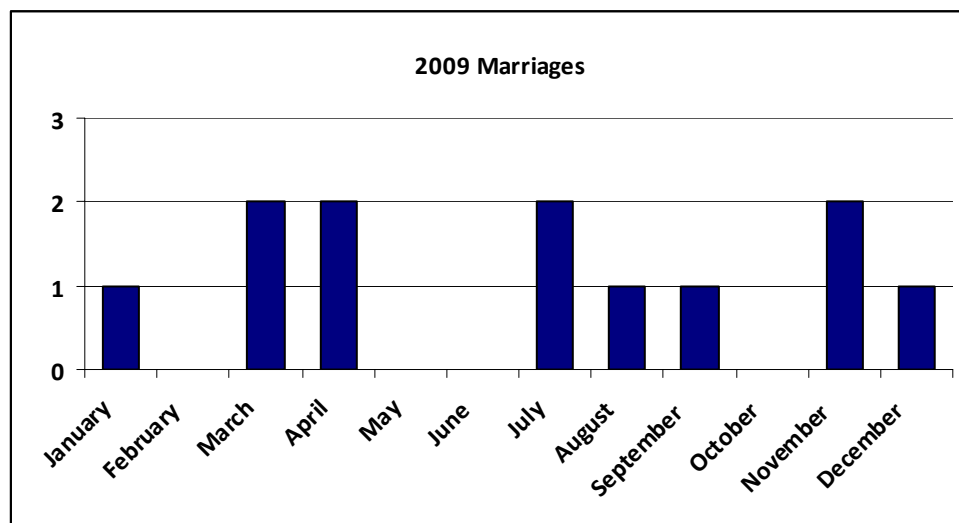
4. MARRIAGES

4.1 Total Marriages

The total number of 12 marriages performed and recorded in 2009. Of these 12 marriages there was none recorded for the months of February, May, June & October; whereas in the months of January, August, September and December there was 1 marriage recorded for each. In the months of March, April, July and November there were 2 marriages recorded for each month. Out the 12 marriages, 3 of these couples were tourists holidaying on Niue and the rest were of local residents.

Table 4.1 Total Number of Marriages by Month - 2009

Year/Month	2009
Jan	1
Feb	0
Mar	2
Apr	2
May	0
Jun	0
Jul	2
Aug	1
Sep	1
Oct	0
Nov	2
Dec	1
Total	12



4.2 Marriages by Age groups

Table 4.2: Total number of Marriages by Gender & Age Groups - 2009

Age Groups	Female	Male	Total
15-19	0	0	0
20-24	0	2	2
25-29	3	3	6
30-34	4	4	8
35-39	3	0	3
40-44	0	1	1
45-49	1	1	2
50-54	1	0	1
55-59	0	1	1
60-64	0	0	0
65+	0	0	0
Total	12	12	24

Table 4.2 shows the gender and ages of the brides and grooms at time of marriage. The ages of people getting married in Niue in 2009 ranges from 20 years of age to 59 years. According to records 8 were in the age group 30-34 years, 6 in 25-29 years of age and 3 in the age group 35-39 years. Others were either 1 each or none recorded. The youngest age group was in the 20-24 age groups while the oldest was in the 55-59 age group.

5. DEFINITIONS

Live Birth: is the complete expulsion or extraction from its mother of a product of conception, irrespective of the duration of pregnancy, which after such separation, breathes or shows any other evidence of life, such as beating of the heart, pulsation of the umbilical cord, or definite movement of voluntary muscles whether or not the umbilical cord has been cut or the placenta is attached; each product of such a birth is considered live born *(all live born infants should be registered and counted as such, irrespective of gestational age or whether live or dead at time of registration, and if they die at any time following birth they should also be registered and counted as deaths).*

Crude Birth Rate (CBR): (per 1000 population) is the annual number of live births occurring per thousand mid-year population.

Death: is the permanent disappearance of all evidence of life at any time after live birth has taken place (post natal cessation of vital functions without capability of resuscitation)-*this definition excludes foetal deaths, which are defined separately.*

Foetal Death (Deadborn Foetus): is death prior to the complete expulsion or extraction from its mother or a product of conception, irrespective of the duration of the pregnancy; the death is indicated by the fact that after such separation the foetus does not breathe or show any other evidence of life, such as beating of the heart, pulsation of the umbilical cord or definite movement of voluntary muscles-*note that this definition broadly includes all terminations of pregnancy other than live births.*

Crude Death Rate (CDR): (per 1000 population) is the annual number of deaths occurring per thousand mid year population.

Marriage: is the act, ceremony or process by which the legal relationship of husband and wife is constituted. This legality of the union may be established by civil, religious or other means, as recognized by the laws of each country.

Other areas of vital statistics were not common in Niue therefore being omitted in the compilations.

6. General Information & Acknowledgements

Statistics Niue of the EPDS would like to acknowledge the effort of the staff concerned in keeping the data updated and for the delivery of the cards and ensuring that the information contained therein is relevant and useful to all users and stakeholders.



7. Disclaimer

Statistics Niue gives no warranty that the information or data supplied contains no errors. However all care and diligence has been used in processing, analysing and extracting the information. Therefore, **Statistics Niue** shall not be liable for any loss or damage suffered by the customer consequent upon the direct or indirect use of the information supplied in this publication.

8. Metadata

In Brief: The information contained herein this release was extracted from:

- Official Registrations of the **Department of Justice, Lands and Survey (DJLS)**. and
- Arrival Cards from the **Immigration Office of the Niue Police Department**.

It's important to note the following difficulties that often affect the outcome of the information.

Some mothers choose to travel to New Zealand to give birth and on return only some will register their babies with DJLS. For those babies that are not registered with DJLS, **Statistics Niue** are still able to get information by using the arrival cards, however the information on the arrival cards may contain error or it may not be completed correctly. Common examples include incorrect or failing to complete the birth date and/or gender of the child.

There are cases of which death occurs in New Zealand and the body is flown back to Niue for burial.

Report prepared by;

Kayla LHN Mokoia
Statistics Niue - EPDS
Premiers Department
Niue Public Service Building
Alofi
NIUE

For further information concerning this release please contact:

KimRay Vaha
Government Statistician
Statistics Niue – EPDS
Premiers Department
Alofi
NIUE
Ph: +683 4219
Email: statsniue@mail.gov.nu