



# Handling guidelines for sportfish

## Species—Part one: **BONEFISH**



Proper handling of bonefish requires the right fishing tackle and handling tools to be within arm's reach.

Always use barbless hooks.

Try to land the bonefish before it gets exhausted and cannot swim upright.

Always try to shorten the fight time.

Give the fishing rod to the guide before removing the hook.

To remove the hook, use a dehooker while keeping the fish in the water.

A quick release is encouraged given that time to remove the hook can affect survival of the fish.

If a bonefish has lost its ability to swim, revive it until it can swim upright.

Avoid holding or touching the bonefish with bare hands.

If you need to handle a fish, non-abrasive gloves should be used. The gloves must be wet.

If you take a photograph, do this as quickly as possible. Make sure the guide knows how to use the camera beforehand.

15 seconds!

Never grab the fish by the gills.

If you need to weigh the fish, use a weighing cradle...

... and avoid lip-gripping weighing devices.

Be wary of predators when releasing a bonefish.

The chances of a released bonefish being caught by a predator are high.

If predators become attracted to your fishing activity, move to another fishing location.



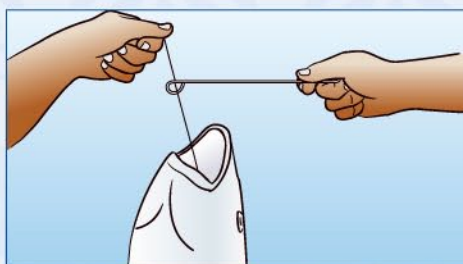
# Handling guidelines for sportfish

## Species—Part one: **BONEFISH**

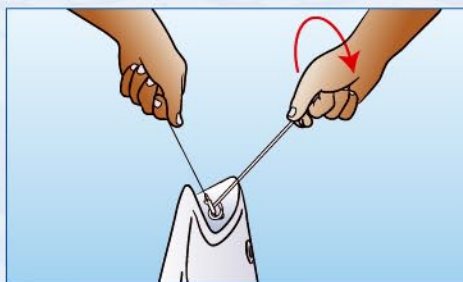


### INSTRUCTIONS

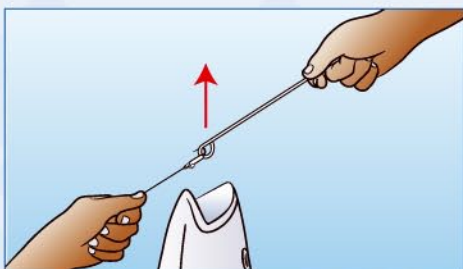
#### Hook removal using a dehooking device



- 1/ Place the rod of the dehooking device on the leader (like you would do with a bow and arrow).
- 2/ Pull the dehooking device until you have engaged the leader in the curl.



- 3/ Follow the leader down until you engage the shank of the hook.
- 4/ Turn the dehooking device 1/4 turn anticlockwise (the leader should now be in the center of the curl).



- 5/ Pull the dehooking device and leader apart with constant pressure.
- 6/ Raise your right hand (dehooking device) to the 2 o'clock position, and lower your left hand (leader) to the 8 o'clock position.
- 7/ With a slight twist and shake, the hook will disengage and your catch is released safely.

### Recommendations: "Be a responsible angler"



For your own **SAFETY**, do not go out alone to fish on the flats in the lagoon without a registered bonefish guide. Note that there are designated sand flat areas where you may fish alone if you wish.



Limit your fishing effort in any one area, try and spread your fishing activity over several locations.



Respect the local culture and traditions, enquire about marine reserves and do not fish in them, behave politely with other fishers and lagoon users.



The taking of any specimen (living or non-living) from the natural environment is prohibited unless permission has been granted by the local authority responsible for the management of the bonefish fishery.



Act "green" and keep the lagoon clean! Do not dispose of non-biodegradable rubbish at sea. Always take your rubbish back with you and dispose of it in an appropriate place.



Use four-stroke outboard engines rather than two-stroke. They consume and pollute less!



Any mistreatment of visitors by bonefish guides or local residents should be reported to the local authority responsible for the management of the bonefish fishery.